

National  
**Wildlife**  
📷 PHOTO CONTEST

---

HOW TO ENTER  
STEP BY STEP



National  
Wildlife  
Federation


# Go to: [photocontest.nwf.org](https://photocontest.nwf.org)



All entrants must register for a 2023 photo contest account by pressing the Enter tab. Or if you have already created an account for this year's contest, press the Login tab.



To begin your registration, first select Youth from the drop down menu.

 **National Wildlife Federation** **Wildlife** PHOTO CONTEST

[Login](#) [Enter](#)

[Home](#) [Help & FAQs](#) [Rules](#) [Login](#) [Gallery](#) [Contact Us](#) [NWF Home](#)

[Save](#) [Back](#)

Account

\*Please select General or Youth (13-17)

✓ Please Select  
General  
Youth

\*First Name  \*Last Name

\*Address  Apt. or Suite

\*City  \*State  \*Country

\*Zip/Postal Code  Phone Number

Social Media/Website (Optional)  Social Media Handle (Optional)

Account Information

\*Username  \*Password  \*Confirm Password

☐ \* By uploading my photo(s), I acknowledge that I am 18 years old and agree to the Official Rules of the Photo Contest.

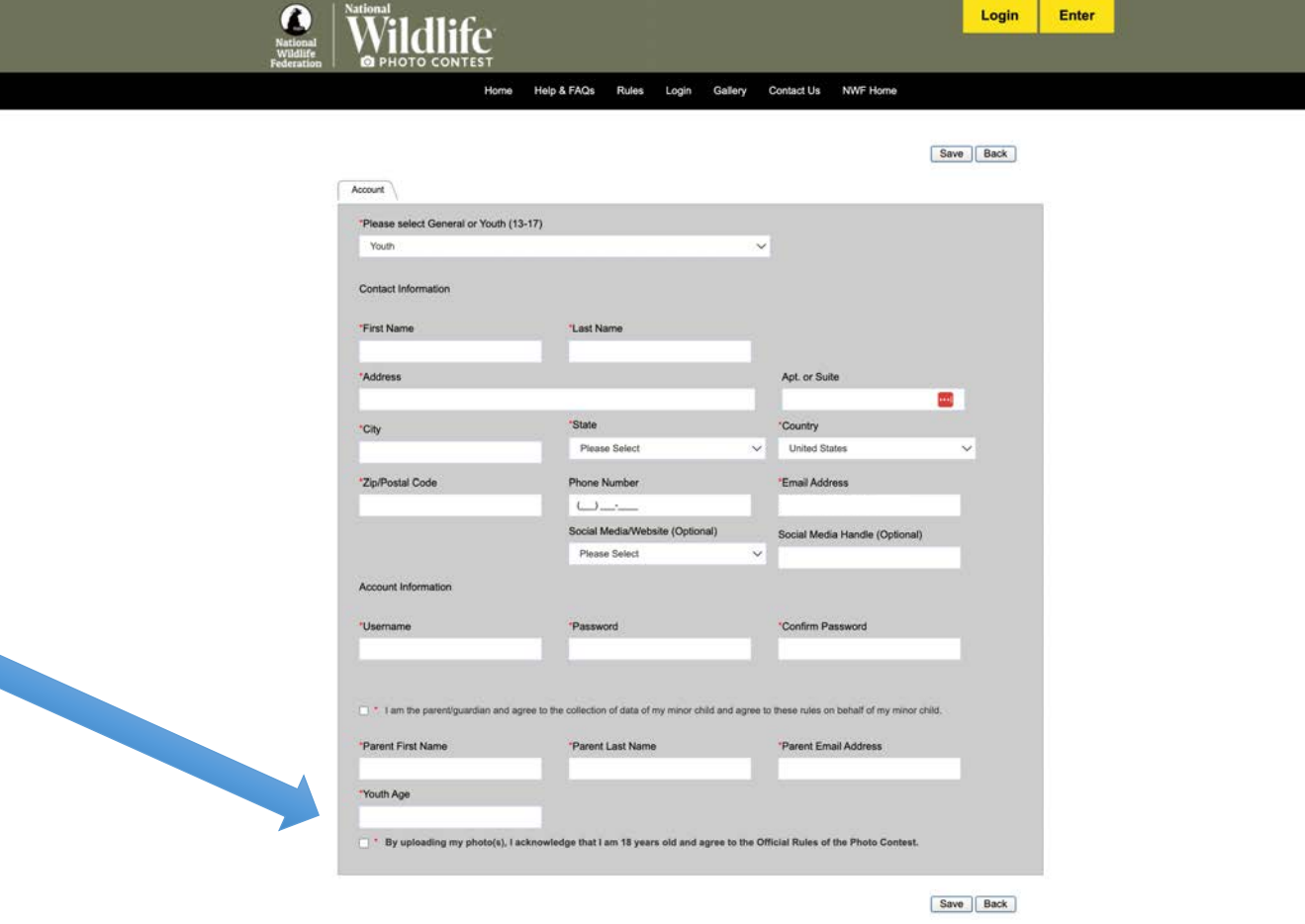
[Save](#) [Back](#)



**National  
Wildlife  
Federation**

# Youth account registration form

Be sure to fill out all required fields, marked with a **red asterisk\***.  
Remember to include your child's name and age in the "Youth" fields at the bottom.



The screenshot shows the National Wildlife Federation Photo Contest website. The header includes the logo, navigation links (Home, Help & FAQs, Rules, Login, Gallery, Contact Us, NWF Home), and buttons for Login and Enter. The main content area displays the 'Account' registration form. At the top of the form is a dropdown menu labeled 'Please select General or Youth (13-17)' with 'Youth' selected. Below this is the 'Contact Information' section, which includes fields for First Name, Last Name, Address, Apt. or Suite, City, State, Country, Zip/Postal Code, Phone Number, Email Address, and Social Media/Website (Optional). The 'Account Information' section follows, with fields for Username, Password, and Confirm Password. A checkbox indicates agreement to the terms of service. The bottom section contains fields for Parent First Name, Parent Last Name, Parent Email Address, and Youth Age. A final checkbox at the bottom indicates agreement to the Official Rules of the Photo Contest. A blue arrow points from the National Wildlife Federation logo in the bottom left corner to the Youth Age field in the registration form.

Save Back

Account

Please select General or Youth (13-17)  
Youth

Contact Information

\*First Name \*Last Name  
\*Address Apt. or Suite  
\*City \*State \*Country  
\*Zip/Postal Code Phone Number \*Email Address  
Social Media/Website (Optional)  
Please Select

Account Information

\*Username \*Password \*Confirm Password

☐ \* I am the parent/guardian and agree to the collection of data of my minor child and agree to these rules on behalf of my minor child.

\*Parent First Name \*Parent Last Name \*Parent Email Address  
\*Youth Age

☐ \* By uploading my photo(s), I acknowledge that I am 18 years old and agree to the Official Rules of the Photo Contest.

Save Back

After creating an account, you will receive an email to confirm your registration.



To login to your account, fill in your Username and Password and then press Login.



The screenshot shows the National Wildlife Federation Photo Contest website. The header includes the National Wildlife Federation logo, the text "National Wildlife PHOTO CONTEST", and navigation links: Home, Help & FAQs, Rules, Login, Gallery, Contact Us, and NWF Home. A login form is overlaid on the right side of the page, featuring fields for Username (containing "username") and Password (containing "\*\*\*\*\*"). Below the password field are links for "Retrieve User ID/Reset Password" and a "Login" button. A blue arrow points to the "Login" button. The main content area features a large photograph of a bison in a field, with the text "NATIONAL WILDLIFE PHOTO CONTEST" overlaid. At the bottom of the page, there are "Login" and "Enter" buttons.

Username


Password

[Retrieve User ID/Reset Password](#)

NATIONAL WILDLIFE PHOTO CONTEST

STEPHEN NAPOLI

You have three photo-entry packages to choose from depending on the number of photos you would like to enter.



The screenshot shows the National Wildlife Federation Photo Contest website. At the top, there is a dark green header with the National Wildlife Federation logo on the left and a yellow "Welcome ENTRANT" button on the right. Below the header is a black navigation bar with links: Home, Help & FAQs, Rules, Add Entry, Entries & Payment, Gallery, Contact Us, and NWF Home. The main content area is white and features the heading "Start Uploading Your Photos". Below this heading, it says "Please select a photo package below:". There are three radio button options: "15 Photos for \$25 - BEST VALUE" (which includes a free one-year digital subscription of National Wildlife), "10 Photos for \$20", and "1 Photo for \$15". At the bottom of the selection area is a black button labeled "Proceed to Payment".

National Wildlife Federation

National Wildlife Federation

Wildlife PHOTO CONTEST

Welcome ENTRANT

Home Help & FAQs Rules Add Entry Entries & Payment Gallery Contact Us NWF Home

## Start Uploading Your Photos

Please select a photo package below:

- ☐ **15 Photos for \$25 - BEST VALUE**  
(includes free one-year digital subscription of *National Wildlife*)
- ☐ **10 Photos for \$20**
- ☐ **1 Photo for \$15**

**Proceed to Payment**



# Payment page


Fill out and submit your payment information.

That is it! You are now ready to start submitting photos to the 2023 photo contest.


You will receive an email to confirm your payment.



**National  
Wildlife  
Federation**



National  
**Wildlife**  
Federation



National  
**Wildlife**  
Federation  
PHOTO CONTEST

Welcome ENTRANT

HomeHelp & FAQsRulesAdd EntryEntries & PaymentGalleryContact UsNWF Home

## CHECKOUT & PAY

Billing Information:

\*First Name:

Company Name:

\*Address 1:

\*City:

\*Postal Code:

\*Email:

\*Last Name:

Address 2 :

\*State:

Select...

\*Country:

United States

Phone:





Amount Payable:


\$15.00

Promo Code:

APPLY

Choose Payment Method :





# Entering images

Click on the “Add Entry” button to begin adding photos to your account




The screenshot shows the homepage of the National Wildlife Photo Contest. At the top, there is a dark green header with the National Wildlife Federation logo on the left, the text "National Wildlife PHOTO CONTEST" in the center, and a yellow "Welcome ENTRANT" button on the right. Below the header is a black navigation bar with white links: "Home", "Help & FAQs", "Rules", "Add Entry", "Entries & Payment", "Gallery", "Contact Us", and "NWF Home". A blue arrow points from the left side of the slide to the "Add Entry" link. The main content area features a large photograph of a bison in a grassy field under a cloudy sky, with the text "NATIONAL WILDLIFE PHOTO CONTEST" overlaid in white. At the bottom of the page, it says "Welcome to the 2023 National Wildlife Photo Contest!".



**National  
Wildlife  
Federation**

# Start by filling out “Photo Subject”.





National Wildlife Federation

National Wildlife PHOTO CONTEST

Welcome ENTRANT

HomeHelp & FAQsRulesAdd EntryEntries & PaymentGalleryContact UsNWF Home

This year's contest is comprised of nine different categories:

- **Birds:** Portraits and behavior
- **Mammals:** Portraits and behavior
- **Baby Animals:** Portraits and behavior of young animals of any species
- **Other Wildlife:** Portraits and behavior (includes underwater life, reptiles, amphibians, insects, spiders, macro and more)
- **Landscapes & Plants:** Scenic views and plants from backyards to wild places
- **People in Nature:** People enjoying the outdoors or connecting with nature and wildlife
- **Mobile:** Nature, wildlife and people outdoors photographed with a mobile device (phone or tablet)
- **Portfolio Category:** A submission of up to 10 images built around a common theme related to nature and conservation
- **Young Nature Photographers:** For photographers age 13-17

Looking to go back and review or edit your existing entries? Click on the "Entries & Payment" tab from the menu.

SaveBack

Photo Details

\*Photo Subject (Describe.)

\*Category

Young Nature Photographers (age 13-17)

SaveBack

Click on “Save” button to proceed to the next steps.

# Fill out the photo information form for each image.

Fill out all required fields marked with a **red asterik\***. Be accurate with image description, it can not be changed after it's submitted.

Click "Select" to select a photo from your computer or mobile device.

Would you like to donate your photo to NWF?



**National  
Wildlife  
Federation**

After your image is uploaded, click "Submit Entry" to submit the photo.

1214258 - Bird  
Young Nature Photographers (age 13-17)  
Photo Details

\*Photo Subject (Describe.)

Bird

\*Category

Young Nature Photographers (age 13-17)

\*When was this image taken? (Please state month or time of year.)

Season, Month, Year

\*Where was this photo taken? (Please specify city, state, country, etc.)

Location

\*Photo Story

Information about your photo

472

\*Camera Equipment

Your camera equipment

\*Specify Digital Alterations

Any alterations made to original file

263

\*Upload Photo here



JPG, 1.84 MB

Hummingbird Example

\*I wish to donate my image to the National Wildlife Federation (please select Yes or No) then save.

☒ Yes

☐ No

☒ I have read and agreed to the photo donation terms as set forth in Section 15 of the Official Rules, and I understand how my **donated** images may be used to help NWF.

☒ I would like to additionally submit my photo for the **People's Choice Award**. Photos will be viewable for voting by the public and sharable with family and friends through social media.

Submit Entry

Save Back

# Edit Entries page

Click on “Add Entry” to add more images

Entered images can be reviewed in the “Entries & Payment” page.

- Status:
- Incomplete – something is missing
  - Completed – images uploaded but not submitted
  - Accepted – images have been submitted





National Wildlife Federation

National Wildlife

PHOTO CONTEST

Welcome ENTRANT

Home

Help & FAQs

Rules

Add Entry

Entries & Payment

Gallery

Contact Us

NWF Home

My 2023 National Wildlife Photo Contest Entries Page

There are a few tips that can help you with the entry process:

1. To add a new entry, click on [Add Entry](#), fill out the photo subject and select a photo contest category, and click Save. (If you did not already pay the entry fee during the registration process, you will be prompted to purchase a photo-entry package. Additional packages may also be purchased, there is no limit on the total number of images allowed.)

2. To edit an existing entry or review your submissions, scroll down on this page to your entry list. To edit draft entry forms, click on the image's Entry Title or the corresponding pencil icon. To replace an image you don't want, and it has not been submitted, click on the entry title to replace it with a new description and upload a new image.

3. To complete your submission form, all required information fields (denoted by a red asterisk\*) for each image must be filled out before you can submit your entry to be judged. If the required information has not been completed, the corresponding missing fields will be displayed. Click the image's status then click on the field name to be taken to the co-field to complete the form. Do not click submit until you are completely done with your entry. Accepted entries cannot be edited.

4. To submit an entry for judging, click on the 'Submit' button. The application form is complete and will show a status of 'Accepted,' the image will automatically be entered to the judging site. Once you have submitted, the entry cannot be modified.

Entry Status:

Accepted: Denotes a successful submitted image. An accepted entry cannot be edited nor deleted.

Completed: Denotes entry still needs to be submitted to the judges. Entry can be edited or deleted.

Incomplete: Denotes the application form is not completely filled out, click on the entry's title to complete the Photo Details form. Entry can be edited or deleted.

Each photo entered into the Photo Contest is automatically entered for the [People's Choice Award](#), viewable in the [gallery](#) for voting by the public and sharable with family and friends through social media. If you do not wish to enter your photo into the People's Choice Award contest, at time of entry you must uncheck the appropriate box for each photo in the submission form. Unchecking this box means your entered photo will be seen only by NWPC judges and not available for viewing in the public gallery.

Thumbnail images below are for confirmation of your entries. Judges will review original images.

Add Entry

View/Print Invoice

Edit	No.	Entry Title	Category	Media	Status		Date Added	Delete
					Incomplete		01/11/2023	✖
					Completed	<div>SUBN</div>	01/11/2023	✖
					Accepted		01/11/2023	

Accepted denotes an image has submitted to be judged, and it cannot be deleted. The photo will soon be published on the photo contest gallery and they can be shared with your friends.

# Logging out

Click on yellow button to logout.

Thank you for your support of the *National Wildlife Photo Contest*.



**National  
Wildlife  
Federation**

The screenshot shows the homepage of the National Wildlife Photo Contest. At the top, there is a dark green header with the National Wildlife Federation logo on the left and the text "National Wildlife PHOTO CONTEST" in the center. On the right side of the header, there is a yellow button labeled "Welcome ENTRANT". Below the header is a black navigation bar with white text links: "Home", "Help & FAQ", "Entry", "Entries & Payment", "Gallery", "Contact Us", and "NWF Home". On the far right of the navigation bar, there is a yellow button labeled "My Account" and a red button labeled "Logout". A blue arrow points from the "Logout" button to the text "Click on yellow button to logout." in the left margin. Below the navigation bar is a large banner image of a bison in a field. The text "NATIONAL WILDLIFE PHOTO CONTEST" is overlaid on the top of the banner. At the bottom of the banner, the text "Welcome to the 2023 National Wildlife Photo Contest!" is displayed. The photographer's name "STEPHEN NAPOLI" is visible in the bottom right corner of the banner image.